




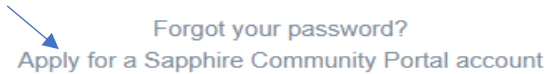
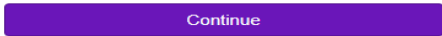
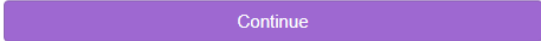
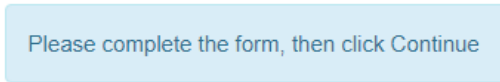
Hamburg Area School District

Sapphire Community Portal

The Sapphire Community Portal is available for legal guardians of students in the HASD. This tool allows parents to see information for each child including contact information, schedule, attendance, and much more.

Guardians must request access to the portal and be approved to receive login information by completing the following steps:

INSTRUCTIONS

Step 1	Go to the district website (www.hasdhawks.org) and select the button on the right for "Sapphire Community Portal"	
Step 2	Click on "Apply for a Sapphire Community Portal account"	
Step 3	Click continue to proceed to agree you are creating an account.	<p>If this is correct press the continue button to proceed to the next step.</p> 
Step 4	Read the Sapphire Community Portal User Agreement. Scroll to the bottom and select "Yes" box and continue.	<p><input type="checkbox"/> I have read and agree to the above policies</p> 
Step 5	Carefully read and complete the fields in the Sapphire Community Portal application.	
Step 6	Once your application is approved, you will receive an email with your username and password. You can then go to Step 1 and enter your login information for the Sapphire Community Portal.	<p>Username</p> <input type="text"/> <p>Password</p> <input type="password"/>

****For assistance, contact the main office of the building which your child attends.****